

Movable Lighting

Raising the Bar for Indoor Grow Operations



The system offers indoor and greenhouse growers a safe, efficient and effective method to move any type of grow light, ventilation or heating system. Our patent pending systems deliver feedback on when, how much, and by whom lights were moved. This solution provides deep insight into operations.



"The machines are about speed, efficiency, control, and availability."

Spacesaver Storage Solutions
10040 Whitesel Road
Ashland, VA 23005
Phone: 804-798-3701

Email: art@spacesaverva.com
Web: www.spacesaverva.com

Features and Benefits

Features

- Adjustable lighting allows movements as small as one millimeter to achieve ideal distance from canopy at all times
- Works overhead and integrates with Multi-tier Grow systems
- Works with new or retrofitted operations
- Machine is aware of its location and can integrate into grow systems or ERP
- One button system control, allows one technician to adjust to 72 or more grow lights at a time
- Eliminates need for ladders to adjust and change all lights
- Six safety features built into each machine
- 27 years of experience with lifting heavy objects
- Made in the USA

Benefits

- Keeping the right light on an indoor grown product reduces energy use, heat load, and increases grow efficiency
- The system delivers clear ROI through increased production, energy reduction, labor reduction and heat load reduction
- Light moving 'event logging' helps you achieve faster and more consistent harvest rates
- Improves efficiency of operations by virtually eliminating employee time needed for moving lights
- Reduces chance of lost time and workers compensation claims from ladder related injuries
- Eases maintenance and cultivation tasks

System Solutions



Overhead Machines

With our overhead machines, we can cover up to 3,000+ feet of canopy with one machine. We will custom design any size room for you. These machines are perfect for single-tier growers looking to maximize productivity.



Undercarriage Machines

Our undercarriage machine is a smaller version of the overhead machine, it moves air and lights, and is designed to serve the multi-tier growers market.






Storage

Do you want to maximize the use of your nongrowing space? We provide, through our parent company Lift and Store, solutions for wall and ceiling mounting, as well as security cages.

Safety Features

Each Lift and Grow machine is equipped with these key safety features:

- **Electric Motor Brake:** Positively locks load in place at any position. Engages automatically when power is removed.
- **Momentary Switches:** Operator must be engaged with machine to operate. Releasing switch positively locks machine in place.
- **Free-fall Arrestor:** In the unlikely case that motor and chain drive fail, arrestor positively stops load in inches
- **Lifting Cables:** Made of high strength aircraft grade steel, cables are rated to 2,000 pounds each. Melting point is over 1,600 degrees Fahrenheit.
- **Safety Cables:** 1/4" aluminum cables are rated to 2,000 pounds each and back up lifting cables.
- **Upper Limits switches:** Double fail safe upper limit prevents machine from overwinding and causing damage.
- **Payload Capacity:** 800 pounds of active load per eight feet. Up to 72 feet per machine depending on load design.



Why Do Advanced Safety Features Matter?

You want a lift machine system that is guaranteed to pass muster with regulators and last a long time. We have dealt with regulators in multiple countries for the past 27 years and our machines are built to last.